

### Moto2 / Superstock 600 FIM CEV REPSOL 2014 Motorland Aragón Moto2 / Superstock 600 Race 1 ((15 laps, 76,2 km.))

#### Provisional Classification

Rider	Nat	Team	Bike	Tyres	Cl.	Laps	Total Time	Gap	Kph	Best Lap			
										Lap	Time	Kph	
1	10	Jesko RAFFIN	CHE PONS RACING	KALEX	Michelin	M2	15	29:08.195	-	156.8	2	1:55.456	158.3
2	89	Alan TECHER	FRA TARGOBANK MOTORSPORT	TECH 3	Michelin	M2	15	29:12.960	+4.765	156.4	3	1:55.873	157.7
3	44	Steven ODENDAAL	ZAF AGR TEAM	SPEEDUP	Michelin	M2	15	29:17.387	+9.192	156.0	4	1:56.167	157.3
4	66	Florian ALT	DEU STYLOBIKE TEAM BOHLE GRUPPE	KALEX	Michelin	M2	15	29:17.694	+9.499	156.0	2	1:56.458	156.9
5	57	Edgar PONS	ESP PONS RACING	KALEX	Michelin	M2	15	29:17.924	+9.729	156.0	4	1:56.315	157.1
6	19	Sebas PORTO	ARG TEAM ARGENTINA-STYLOBIKE	KALEX	Michelin	M2	15	29:23.493	+15.298	155.5	8	1:56.910	156.3
7	95	Miroslav POPOV	CZE MONTAZE BROZ RACING TEAM	SUTER	Michelin	M2	15	29:28.908	+20.713	155.0	3	1:56.387	157.0
8	24	Miguel Angel POYATOS	ESP TEAM CIATTI	Michelin	M2	15	29:29.017	+20.822	155.0	8	1:56.686	156.6	
9	80	Dakota Edward MAMOLA	BEL ASPAR GRT RACING TEAM	SUTER	Michelin	M2	15	29:35.023	+26.828	154.5	8	1:57.381	155.7
10	18	Bastien CHESAUX	CHE CARDELUS-BST	SUTER HONDA	Michelin	M2	15	29:39.616	+31.421	154.1	3	1:57.656	155.3
11	77	Miquel PONS	ESP DVRACING - GRUP R.PONS	INMOTEC	Michelin	M2	15	29:40.576	+32.381	154.0	8	1:57.686	155.3
12	3	Diego PEREZ	ESP GRIFUL TEAM	MVR	Michelin	M2	15	29:44.188	+35.993	153.7	10	1:57.911	155.0
13	22	Federico FULIGNI	ITA TEAM CIATTI	SUTER	Michelin	M2	15	29:51.335	+43.140	153.0	8	1:58.335	154.5
14	84	Diego PIERLUIGI	ARG TEAM ARGENTINA-STYLOBIKE	FTR	Michelin	M2	15	29:51.934	+43.739	153.0	2	1:58.686	154.0
15	71	Ferran CASAS	ESP TEAM TORRENTÓ	YAMAHA	Michelin	STK	15	29:52.382	+44.187	153.0	3	1:58.162	154.7
16	61	F. Javier HIDALGO	ESP BRUNO PERFORMANCE	TSR/HONDA	Michelin	M2	15	29:57.619	+49.424	152.5	6	1:58.200	154.6
17	51	Christoffer BERGMAN	SWE ALSTARE JUNIOR TEAM	BIMOTA	Michelin	M2	15	29:57.619	+49.424	152.5	2	1:58.534	154.2
18	42	Toni FINSTERBUSCH	DEU SAXOPRINT RTG	AJR	Michelin	M2	15	29:58.019	+49.824	152.5	11	1:58.849	153.8
19	45	Jan BÜHN	DEU H43TEAM BLUMAG	AJR	Michelin	M2	15	30:01.647	+53.452	152.2	8	1:58.789	153.9
20	4	Thibaut GOURIN	FRA MMX RACING	YAMAHA	Michelin	STK	15	30:13.227	+1:05.032	151.2	6	1:59.530	152.9
21	59	Pedro RODRIGUEZ	ESP MR GRIFUL	MVR	Michelin	M2	15	30:15.497	+1:07.302	151.0	6	1:59.506	152.9
22	74	Andres GONZALEZ	ARG MR GRIFUL	MVR	Michelin	M2	15	30:16.780	+1:08.585	150.9	6	1:59.873	152.5
23	55	Alejandro MEDINA	ESP TEAM STRATOS	ARIANE	Michelin	M2	15	30:29.363	+1:21.168	149.9	7	1:58.480	154.3
24	15	Santiago MANGAS	ESP PL RACING MOTO 2	SUTER PL RACING	Michelin	M2	15	30:37.326	+1:29.131	149.2	11	2:01.185	150.8
25	38	John SIMPSON	GBR QUELCH AFTERDARK MOTOSPORT	KAWASAKI	Michelin	STK	15	30:37.466	+1:29.271	149.2	8	2:01.279	150.7
26	12	Jesus ALCONCHEL	ESP MACISA	KAWASAKI	Michelin	STK	15	30:39.706	+1:31.511	149.0	3	2:00.860	151.2
27	75	Anton EREMIN	RUS MOTORRIKA	Michelin	M2	15	30:39.789	+1:31.594	149.0	10	2:00.796	151.3	
28	8	Bertin THIBAUT	FRA BERTIN THIBAUT	Michelin	STK	15	30:45.433	+1:37.238	148.6	12	1:58.283	154.5	
29	52	Corey TURNER	AUS ROCK OIL RACING	FTR	Michelin	M2	15	30:46.782	+1:38.587	148.5	8	2:02.152	149.6
30	85	Abian SANTANA	ESP PASTRANA RACING TEAM	YAMAHA	Michelin	STK	15	30:56.523	+1:48.328	147.7	4	2:02.560	149.1
31	13	Melissa PARIS	USA TEAM STRATOS	KAWASAKI	Michelin	STK	15	31:01.072	+1:52.877	147.3	8	2:02.560	149.1
32	41	Jorge ARROYO	ESP PASTRANA RACING TEAM	YAMAHA	Michelin	STK	15	31:40.078	+2:31.883	144.3	9	2:00.819	151.3

#### Not classified:

70	Luca VITALI	ITA	TEAM STRATOS	ARIANE	Michelin	M2	13	25:36.453			9	1:57.165	156.0
27	Freddie SHEENE	GBR	QUELCH AFTER DARK	KAWASAKI	Michelin	STK	13	26:56.342			7	2:02.462	149.2
32	Mirko GIANSAANTI	ITA	GRT RACING TEAM	SUTER	Michelin	M2	12	23:57.673			2	1:58.762	153.9
17	Russel GOMEZ	ESP	TEAM STRATOS	ARIANE	Michelin	M2	11	22:22.127			6	1:58.600	154.1
23	Adrián BONASTRE	ESP	LA MOTO2	LA MOTO2	Michelin	M2	2	7:07.296					
16	Julio David PALAO	ESP	PLUSIPROTECT - PL RACING - JORACER	KAWASAKI	Michelin	STK							
21	Daniel ARROYO	ESP	GPD ENGINEERING SPAIN LOZANO MOTORACING	GPD	Michelin	M2							
54	Marcus WOODBINE	GBR	MR GRIFUL	MVR	Michelin	M2							
63	James WHITE	GBR	QUELCH AFTER DARK	KAWASAKI	Michelin	STK							
97	Xavi VIERGE	ESP	TARGOBANK MOTORSPORT	TECH 3	Michelin	M2							

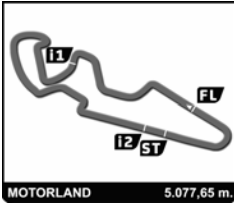
<b>Pole Position</b>	J. RAFFIN	1:54.882	159.1 Kph
<b>Fastest Lap</b>	Lap 2 Jesko RAFFIN	1:55.456	158.3 Kph

Published at: .....

Track Status: **DRY**

<b>Race Director:</b>	<b>Timekeeper:</b>
-----------------------	--------------------





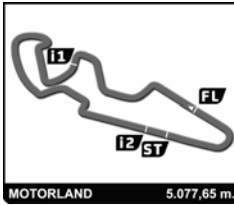
**Moto2 / Superstock 600**  
**FIM CEV REPSOL 2014 Motorland Aragón**  
**Moto2 / Superstock 600 Race 1**

**Lap Chart**

**LAP**

Nr	Pos	Grid	1	2	3	4	5	6	7	8	9	10	11	12	13	14	15
10	1	10	10	10	10	10	10	10	10	10	10	10	10	10	10	10	10
66	2	66	89	89	89	89	89	89	89	89	89	89	89	89	89	89	89
57	3	57	57	57	57	57	57	57	57	57	57	57	57	57	57	57	44
95	4	95	95	66	66	44	44	44	44	44	44	44	44	44	44	44	66
89	5	89	66	44	44	66	66	66	66	66	66	66	66	66	66	66	57
44	6	44	44	95	95	95	95	95	19	19	19	19	19	19	19	19	19
19	7	19	70	70	19	19	19	19	95	95	80	80	24	24	24	24	95
97	8	97	19	19	80	80	80	80	80	80	70	70	80	95	95	95	24
80	9	80	80	80	70	70	70	70	70	24	24	95	70	70	80	80	
17	10	17	18	18	18	18	18	18	24	24	95	95	70	80	80	18	18
70	11	70	84	84	24	24	24	24	18	18	18	18	18	18	18	77	77
61	12	61	24	24	3	3	3	3	3	77	77	77	77	77	77	3	3
84	13	84	3	3	84	84	84	77	77	3	3	3	3	3	3	22	22
24	14	24	51	51	51	77	77	84	51	51	55	84	84	84	84	55	84
18	15	18	32	32	77	51	51	51	84	55	51	55	55	55	22	84	71
71	16	71	77	77	32	32	32	55	55	84	84	71	71	22	55	71	61
3	17	3	42	42	42	42	55	32	71	71	71	22	22	71	71	51	51
42	18	42	55	55	55	55	71	71	32	22	22	51	51	51	51	61	42
51	19	51	22	22	71	71	42	42	22	42	32	32	32	32	61	42	45
32	20	32	74	74	22	22	22	22	42	32	61	61	61	8	42	45	4
77	21	77	71	71	74	61	61	61	61	61	42	8	8	61	45	4	59
74	22	74	8	8	8	8	8	8	8	8	42	42	42	4	59	74	
22	23	22	52	59	61	74	45	45	45	45	45	45	45	45	59	74	55
55	24	55	59	61	59	59	59	59	59	59	17	17	4	4	74	41	15
45	25	45	4	45	45	45	4	4	4	4	4	4	59	59	8	8	38
8	26	8	61	4	4	4	74	74	74	17	59	59	74	74	41	15	12
59	27	59	45	41	41	17	17	17	17	74	74	74	17	41	15	38	75
41	28	41	41	52	12	12	41	75	75	38	41	41	75	75	38	75	8
4	29	4	85	12	17	41	38	41	38	41	38	75	41	15	75	12	52
15	30	15	12	38	38	38	75	38	41	75	75	38	15	38	12	52	85
52	31	52	38	15	52	52	52	12	12	12	15	15	38	12	52	85	13
12	32	12	15	75	15	75	15	52	15	15	12	12	12	52	85	13	41
38	33	38	75	85	75	15	12	15	52	52	52	52	52	85	13		
21	34	21	17	17	85	85	85	85	85	85	85	85	85	13	27		
16	35	16	27	27	27	27	13	13	13	13	13	13	13	27			
85	36	85	13	13	13	13	27	27	27	27	27	27	27				
75	37	75	23	23													
13	38	13															
27	39	27															
63	40	63															
54	41	54															
23	42	23															





## Moto2 / Superstock 600 FIM CEV REPSOL 2014 Motorland Aragón Moto2 / Superstock 600 Race 1

### Best Sector Times

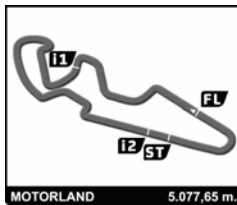
SECTOR 1			SECTOR 2		SECTOR 3		Pos	Rider	Ideal Lap	Best Lap	
Pos	Rider	Time	Rider	Time	Rider	Time					
1	10 J.RAFFIN	32.576	10 J.RAFFIN	1:02.580	95 M.POPOV	20.121	1	10 J.RAFFIN	1'55.377	1:55.456	(1)
2	89 A.TEACHER	32.732	95 M.POPOV	1:02.778	44 S.ODENDAAL	20.156	2	89 A.TEACHER	1'55.773	1:55.873	(2)
3	66 F.ALT	32.944	89 A.TEACHER	1:02.857	89 A.TEACHER	20.184	3	95 M.POPOV	1'55.995	1:56.387	(5)
4	57 E.PONS	32.971	44 S.ODENDAAL	1:02.931	57 E.PONS	20.199	4	44 S.ODENDAAL	1'56.067	1:56.167	(3)
5	44 S.ODENDAAL	32.980	57 E.PONS	1:03.006	10 J.RAFFIN	20.221	5	57 E.PONS	1'56.176	1:56.315	(4)
6	70 L.VITALI	33.010	66 F.ALT	1:03.028	66 F.ALT	20.309	6	66 F.ALT	1'56.281	1:56.458	(6)
7	19 S.PORTO	33.076	24 M.POYATOS	1:03.152	80 D.MAMOLA	20.335	7	24 M.POYATOS	1'56.650	1:56.686	(7)
8	95 M.POPOV	33.096	19 S.PORTO	1:03.249	24 M.POYATOS	20.342	8	19 S.PORTO	1'56.802	1:56.910	(8)
9	24 M.POYATOS	33.156	70 L.VITALI	1:03.346	22 F.FULIGNI	20.428	9	70 L.VITALI	1'56.905	1:57.165	(9)
10	80 D.MAMOLA	33.181	80 D.MAMOLA	1:03.503	18 B.CHESAUX	20.467	10	80 D.MAMOLA	1'57.019	1:57.381	(10)
11	77 M.PONS	33.291	18 B.CHESAUX	1:03.614	19 S.PORTO	20.477	11	18 B.CHESAUX	1'57.538	1:57.656	(11)
12	3 D.PEREZ	33.348	77 M.PONS	1:03.654	8 B.THIBAUT	20.510	12	77 M.PONS	1'57.570	1:57.686	(12)
13	71 F.CASAS	33.384	3 D.PEREZ	1:03.768	70 L.VITALI	20.549	13	3 D.PEREZ	1'57.895	1:57.911	(13)
14	61 F.HIDALGO	33.441	17 R.GOMEZ	1:03.849	71 F.CASAS	20.587	14	8 B.THIBAUT	1'58.041	1:58.283	(16)
15	18 B.CHESAUX	33.457	45 J.BÜHN	1:03.931	55 A.MEDINA	20.606	15	71 F.CASAS	1'58.048	1:58.162	(14)
16	8 B.THIBAUT	33.476	51 C.BERGMAN	1:03.942	77 M.PONS	20.625	16	61 F.HIDALGO	1'58.115	1:58.200	(15)
17	55 A.MEDINA	33.520	61 F.HIDALGO	1:03.961	84 D.PIERLUIGI	20.653	17	55 A.MEDINA	1'58.256	1:58.480	(18)
18	51 C.BERGMAN	33.561	8 B.THIBAUT	1:04.055	42 T.FINSTERBUSCH	20.711	18	22 F.FULIGNI	1'58.261	1:58.335	(17)
19	84 D.PIERLUIGI	33.580	71 F.CASAS	1:04.077	45 J.BÜHN	20.713	19	45 J.BÜHN	1'58.286	1:58.789	(23)
20	42 T.FINSTERBUSCH	33.642	55 A.MEDINA	1:04.130	61 F.HIDALGO	20.713	20	51 C.BERGMAN	1'58.358	1:58.534	(19)
21	45 J.BÜHN	33.642	84 D.PIERLUIGI	1:04.149	32 M.GIANSANTI	20.749	21	84 D.PIERLUIGI	1'58.382	1:58.686	(21)
22	22 F.FULIGNI	33.676	22 F.FULIGNI	1:04.157	4 T.GOURIN	20.749	22	17 R.GOMEZ	1'58.405	1:58.600	(20)
23	17 R.GOMEZ	33.683	32 M.GIANSANTI	1:04.183	74 A.GONZALEZ	20.774	23	42 T.FINSTERBUSCH	1'58.624	1:58.849	(24)
24	32 M.GIANSANTI	33.770	74 A.GONZALEZ	1:04.189	3 D.PEREZ	20.779	24	32 M.GIANSANTI	1'58.702	1:58.762	(22)
25	4 T.GOURIN	33.889	42 T.FINSTERBUSCH	1:04.271	59 P.RODRIGUEZ	20.854	25	74 A.GONZALEZ	1'59.021	1:59.873	(27)
26	59 P.RODRIGUEZ	33.954	4 T.GOURIN	1:04.564	51 C.BERGMAN	20.855	26	4 T.GOURIN	1'59.202	1:59.530	(26)
27	12 J.ALCONCHEL	33.982	59 P.RODRIGUEZ	1:04.613	17 R.GOMEZ	20.873	27	59 P.RODRIGUEZ	1'59.421	1:59.506	(25)
28	74 A.GONZALEZ	34.058	38 J.SIMPSON	1:05.145	15 S.MANGAS	20.988	28	12 J.ALCONCHEL	2'00.211	2:00.860	(30)
29	15 S.MANGAS	34.081	41 J.ARROYO	1:05.146	75 A.EREMIN	20.992	29	15 S.MANGAS	2'00.314	2:01.185	(31)
30	75 A.EREMIN	34.210	12 J.ALCONCHEL	1:05.152	41 J.ARROYO	21.030	30	41 J.ARROYO	2'00.419	2:00.819	(29)
31	41 J.ARROYO	34.243	15 S.MANGAS	1:05.245	12 J.ALCONCHEL	21.077	31	75 A.EREMIN	2'00.449	2:00.796	(28)
32	38 J.SIMPSON	34.341	75 A.EREMIN	1:05.247	52 C.TURNER	21.133	32	38 J.SIMPSON	2'00.645	2:01.279	(32)
33	85 A.SANTANA	34.567	52 C.TURNER	1:05.919	38 J.SIMPSON	21.159	33	52 C.TURNER	2'01.795	2:02.152	(33)
34	13 M.PARIS	34.717	13 M.PARIS	1:06.124	27 F.SHEENE	21.270	34	27 F.SHEENE	2'02.274	2:02.462	(34)
35	52 C.TURNER	34.743	27 F.SHEENE	1:06.168	85 A.SANTANA	21.485	35	85 A.SANTANA	2'02.312	2:02.560	(36)
36	27 F.SHEENE	34.836	85 A.SANTANA	1:06.260	13 M.PARIS	21.589	36	13 M.PARIS	2'02.430	2:02.560	(35)
37	23 A.BONASTRE	2:55.995	23 A.BONASTRE	1:09.064	23 A.BONASTRE	22.954	37	23 A.BONASTRE	4'28.013		



**FIM CEV REPSOL 2014**

MotorLand Aragón • 7-8 June

ifme  DORNA



### Moto2 / Superstock 600

FIM CEV REPSOL 2014 Motorland Aragón

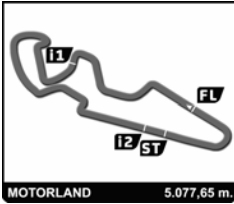
Moto2 / Superstock 600 Race 1

### Fastest Lap Sequence

Practice Time	Rider	Team	Bike	Class	Time	Kph	Lap
3:53.276	10 Jesko RAFFIN	PONSRACING	KALEX	M2	1:55.456	158.3	2







Moto2 / Superstock 600

FIM CEV REPSOL 2014 Motorland Aragón

Moto2 / Superstock 600 Race 1

Analysis by lap

Lapped

Table with 15 columns (Nr, Lap Time, Gap) and 15 rows of lap data for each of the 15 laps.